



Hickory Dickory Dock Board Game

Materials needed:

Paper

Thin cardboard or access to a laminator and plastic sleeves.

Thin drinking straw (optional)

Hole punch (optional)

Sticky Tape

Glue

INSTRUCTIONS

1. This simple but fun game is also very easy to make and when finished can be used again and again. We have also done our best to use things that most people can find around their home.
2. Start off by printing out the three template sheets below. Keep the two pages with the clock whole but cut out the individual parts on the third sheet that has the instructions and the mice counters and clock moving parts. You have a choice to stick these parts onto thin cardboard like a cereal box or laminate them.
3. Make a hole in the centre of the clock face as marked. Then using a hole punch (or another sharp object) make a hole in the hand of the clock as marked and the washer (small circular disc with a hole marked). It is important that the holes are just a bit bigger than the straw you have. This is so the hand will be loose enough to rotate freely around it. If you do not have a straw then don't worry just get a small piece of paper and roll it up



tightly so it has the same approximate diameter as a straw and is about 3 inches long.

4. Then poke the straw through the clock face and cut the ends about half an inch so that they fan out at the back of the picture. Tape this down.




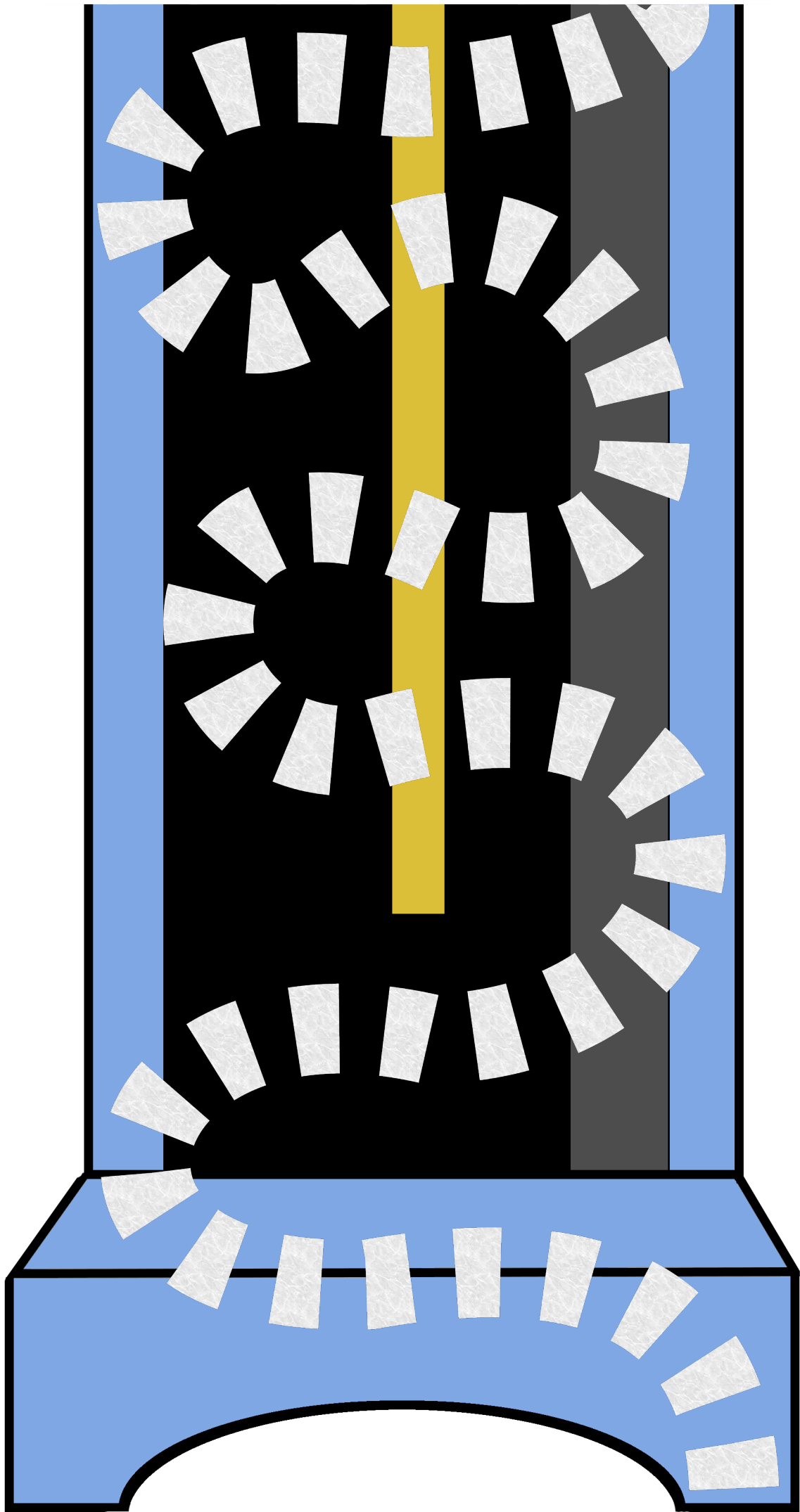
5. Turn the picture back face up and then put the clock hand over the straw. Make sure the hand rotates freely then put the washer also over the straw. Now you need to cut the straw down and fan out the ends again and tape to the washer. This is a bit fiddly and it is important that you leave a few millimetres of straw in the middle as the clock hand needs to be loose so that it can rotate freely. I do this by putting some coins down between the clock hand and the washer whilst I am sticking the straw onto it. Once this is all in place you then stick on the small golden disc onto the washer to neaten the whole thing up.




6. The game is then ready to play.










Centre



Washer

Hickory Dickory Dock Game

It's simple!

Line all the mice up at the bottom of the clock.

Each player takes turn spinning the spinner and moving up the appropriate number of white blocks.

But beware! If you land on the number one your mouse goes back to the beginning again.

The winner is the first one to reach the clock face.

